



Model 8300AG, Contemporary panel, Medium Oak plank Wood Grain Impressions™ finish, Clear IV windows

DOOR FEATURES

Effective Joint Seals

Snug-fitting tongue-and-groove section joints reduces wind and weather from entering the garage.

Foamed-In-Place Polyurethane Insulation

Thermally efficient with a U-factor* ✓ of .15 and an R-value** of 12.12 for Model 8300 and a U-factor* ✓ of 0.12 and an R-value** of 16.22 for Model 8500.

Heavy Gauge Steel End Caps

Wrap-around end caps trim out door edges for better appearance, improved strength and protect the insulation from damage.



Silent Glide Rollers

Nylon rollers with solid steel shafts provide years of smooth, quiet and dependable operation.

High Cycle Spring Option

Choose a 25,000 cycle spring for more than twice the life of a standard torsion spring.

Wind Load Options Available

with structural reinforcements for use in coastal or high wind regions.



Limited Lifetime Warranty



*U-factor is independently tested and verified per ANSI/DASMA 105 using solid doors and specific product sizes.

**Wayne Dalton uses a calculated door section R-value for our insulated doors.

3 Choose Your Windows

For Colonial and Contemporary Panels



Clear I



Clear III*



Cascade I



Cascade III*



Cathedral I



Stockton I



Stockton III*



Arched Stockton**††



Stockbridge*



Prairie I



Waterton I



Waterton III*



Williamsburg I††



Sherwood I



Narrow†*



Double Narrow†*

For Ranch Panels



Clear II



Cascade II



Cathedral II



Prairie II



Sherwood II**



Stockbridge II



Stockton II



Waterton II



Williamsburg II***††



Williamsburg II Single Arch††

For Sonoma Ranch Panels (Models 8300/8300AG only)



Ashton IV



Cascade IV



Cathedral IV



Arched Stockton IV***††



Clear IV



Ruston IV



Sherwood IV



Stockbridge IV (3-Lite)



Stockbridge IV (4-Lite)



Stockford IV



Stockton IV (4-Lite)



Stockton IV (6-Lite)



Stockton IV (8-Lite)



Stockton IV (8-Lite Arched)



Stockton IV (12-Lite)



Waterton IV



Williamsburg IV††



Wyndbridge IV**



Williamsburg IV Double Cart††

For Sonoma Panels



Cascade I



Cascade III



Cathedral I



Clear I



Clear III



Stockbridge



Stockton I



Stockton III



Arched Stockton††



Waterton I



Waterton III

*Contemporary Panel only.


†Available for Wood Grain Impressions finishes only.

**Available only on doors with an even number of panels.

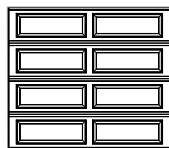
††Choice of single or double arch is available for arched top double car windows.

Not all windows available in all areas. Windows shown are typical of an 8' wide door and placement may vary by panel design. Consult your dealer for details.


1 Choose Your Style




Colonial




Ranch



Sonoma



Sonoma Ranch
(Models 8300/
8300AG only)



Contemporary

2 Choose Your Color

Paint Finishes

Wood grain embossment



White



Almond



Taupe



Terra Bronze



Brown



Black



Available with the TruChoice® Color System, Wayne Dalton's custom painting process that offers more than 6,000 colors. See dealer for details.

Wood Grain Impressions™ Finishes*

Stucco embossment

Available on Models 8300/8300AG Contemporary panel only



Cedar Plank



Medium Oak Plank



Beachwood Plank



Carbon Oak Plank



Achieve the stunning and authentic appearance of real wood with a digitally printed, non-repeating grain on a durable steel garage door. This innovative design allows you to enjoy the beauty of wood without compromising on the strength and longevity of steel.

Bi-Directional Wood-Grain Finishes

Wood grain embossment

Available on Sonoma and Sonoma Ranch panel only



Golden Oak



Mission Oak



Walnut

*Digital Print wood-grain finishes only available with Clear IV or Narrow windows and clear or obscure glass.

Actual colors may vary from brochure due to fluctuations in the printing process.

Always request a color sample from your dealer for accurate color matching before ordering your door.

AFTER

BEFORE



Model 8300, Sonoma Ranch panel, Brown finish, Arched Stockton IV windows, Decorative hardware



Garage Door Design Center

To see this door on your home, visit wayne-dalton.com, or download our Garage Door Design Center app. Upload a photo of your home and experiment with panel designs, color options, window styles and decorative hardware designs. Instant curb appeal awaits you with just a click of your mouse.



Wayne Dalton participates in the DASMA Thermal Performance Verification Program. The program verifies the thermal performance of sectional garage doors. The lower the U-factor rating, the better the thermal performance.



Symbol indicates verified U-factor rating in accordance with the DASMA Thermal Performance Verification Program.

THERMAL PERFORMANCE

Wayne Dalton
GARAGE DOORS

DISTRIBUTED BY:

2501 S. State Hwy. 121 Bus., Ste 200
Lewisville, TX 75067

wayne-dalton.com



Window Placement Options (Models 8300AG/8500AG)

Optional window placements available with Clear I, Clear II or Clear III windows only.
Standard window placement (Models 8300/8500) on top or intermediate row only.

Vertical Option
(left or right)



Colonial, Ranch, Sonoma
Ranch and Contemporary
panels only.

Double Row Option
(top and intermediate)



Colonial, Ranch, Sonoma,
Sonoma Ranch and
Contemporary panels.

Vertical and Horizontal
(left or right)



Colonial, Ranch, Sonoma
Ranch and Contemporary
panels.

All Window Option



Contemporary panel.

Glass Options



Clear†



Gray Tinted
Tempered



Green Tinted
Tempered



Bronze Tinted
Tempered



Satin Etched
Privacy†




Obscure†

†Insulated glass available.

4 Choose Your Decorative Hardware



Arrow



Aspen



Barcelona



Bean



Fleur-de-Lis



Spear



Model 8300, Contemporary panel, Cedar plank Wood Grain Impressions™
finish, Clear IV windows



*Model 8300, Sonoma panel,
Custom finish, Stockton III windows*



*Model 8300AG, Contemporary panel, Beachwood plank
Wood Grain Impressions™ finish, Clear IV windows*